

**Período de certificación:** Intersemestral 2018-II (Diciembre 2018)

**Curso:** Democracia y autoritarismo en las sociedades latinoamericanas contemporáneas

**Academia:** Ciencia Política y Administración Urbana

**Colegio:** Humanidades y Ciencias Sociales

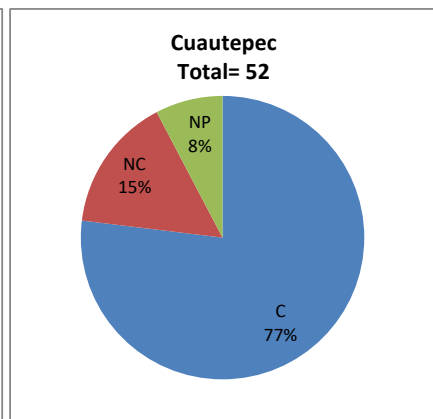
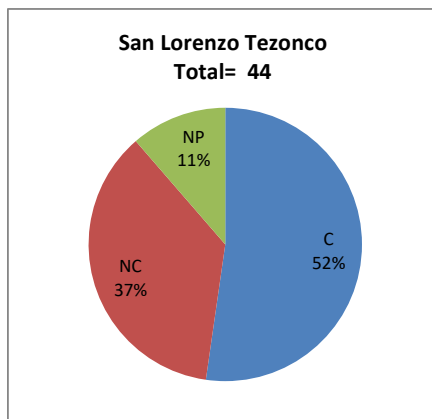
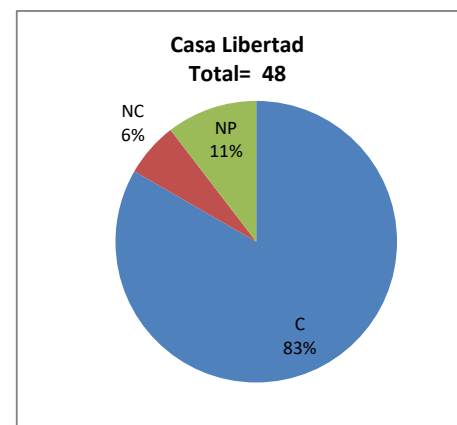
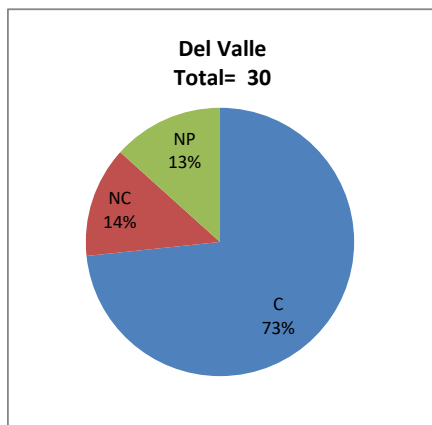
**Tabla 1. Resultados globales de los estudiantes inscritos a la certificación**

|                              |     |
|------------------------------|-----|
| <b>Total de estudiantes:</b> | 174 |
| <b>Turno matutino:</b>       | 114 |
| <b>Turno vespertino:</b>     | 60  |

| Plantel      | C         |           |            | NC        |          |           | NP       |          |           | Total      |
|--------------|-----------|-----------|------------|-----------|----------|-----------|----------|----------|-----------|------------|
|              | M         | V         | Sub total  | M         | V        | Sub total | M        | V        | Sub total |            |
| DV           | 9         | 13        | 22         | 2         | 2        | 4         | 1        | 3        | 4         | 30         |
| CH           |           |           |            |           |          |           |          |          |           |            |
| CL           | 33        | 7         | 40         | 1         | 2        | 3         | 4        | 1        | 5         | 48         |
| SLT          | 19        | 4         | 23         | 16        | 0        | 16        | 1        | 4        | 5         | 44         |
| CUAUT        | 20        | 20        | 40         | 5         | 3        | 8         | 3        | 1        | 4         | 52         |
| <b>Total</b> | <b>81</b> | <b>44</b> | <b>125</b> | <b>24</b> | <b>7</b> | <b>31</b> | <b>9</b> | <b>9</b> | <b>18</b> | <b>174</b> |

C: Obtuvieron la certificación, NC: No obtuvieron la certificación, NP: No se presentaron; M: Turno matutino, V: Turno vespertino

DV: Del Valle, CH: Centro Histórico, CL: Casa Libertad, SLT: San Lorenzo Tezonco, CUAUT: Cuauatepec



**Tabla 2. Resultados de los estudiantes que obtuvieron la certificación**

|                              |     |
|------------------------------|-----|
| <b>Total de estudiantes:</b> | 125 |
| <b>Turno matutino:</b>       | 81  |
| <b>Turno vespertino:</b>     | 44  |

| Plantel      | "7"       |           |           | "8"       |           |           | "9"       |          |           | "10"      |          |           | Total      |
|--------------|-----------|-----------|-----------|-----------|-----------|-----------|-----------|----------|-----------|-----------|----------|-----------|------------|
|              | M         | V         | Sub total | M         | V         | Sub total | M         | V        | Sub total | M         | V        | Sub total |            |
| DV           | 0         | 3         | 3         | 3         | 3         | 6         | 3         | 3        | 6         | 3         | 4        | 7         | 22         |
| CH           |           |           |           |           |           |           |           |          |           |           |          |           |            |
| CL           | 8         | 2         | 10        | 6         | 2         | 8         | 11        | 1        | 12        | 8         | 2        | 10        | 40         |
| SLT          | 3         | 2         | 5         | 8         | 0         | 8         | 6         | 1        | 7         | 2         | 1        | 3         | 23         |
| CUAUT        | 11        | 10        | 21        | 6         | 7         | 13        | 2         | 2        | 4         | 1         | 1        | 2         | 40         |
| <b>Total</b> | <b>22</b> | <b>17</b> | <b>39</b> | <b>23</b> | <b>12</b> | <b>35</b> | <b>22</b> | <b>7</b> | <b>29</b> | <b>14</b> | <b>8</b> | <b>22</b> | <b>125</b> |

