

Período de certificación: Intersemestral 2013-I (Julio 2013)

Curso: Electricidad y Magnetismo

Academia: Física

Colegio: Ciencia y Tecnología

Tabla 1. Resultados globales de los estudiantes inscritos a la certificación

| | |
|------------------------------|----|
| Total de estudiantes: | 16 |
| Turno matutino: | 4 |
| Turno vespertino: | 12 |

| Plantel | C | | | NC | | | NP | | | Total |
|--------------|----------|----------|-----------|----------|----------|-----------|----------|----------|-----------|-----------|
| | M | V | Sub total | M | V | Sub total | M | V | Sub total | |
| DV | | | | | | | | | | |
| CH | 0 | 3 | 3 | 0 | 0 | 0 | 0 | 1 | 1 | 4 |
| IZT | | | | | | | | | | |
| SLT | 3 | 5 | 8 | 1 | 1 | 2 | 0 | 2 | 2 | 12 |
| CUAUT | | | | | | | | | | |
| Total | 3 | 8 | 11 | 1 | 1 | 2 | 0 | 3 | 3 | 16 |

C: Obtuvieron la certificación, **NC:** No obtuvieron la certificación, **NP:** No se presentaron; **M:** Turno matutino, **V:** Turno vespertino
DV: Del Valle, **CH:** Centro Histórico, **IZT:** Iztapalapa, **SLT:** San Lorenzo Tezonco, **CUAUT:** Cuauhtémoc

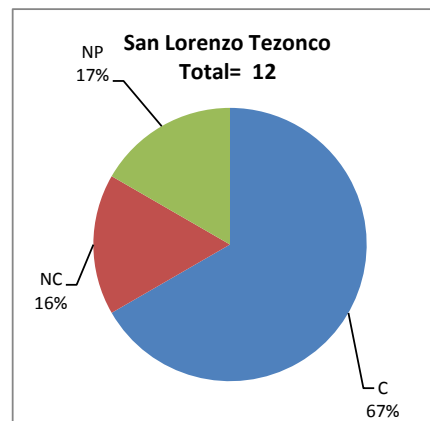
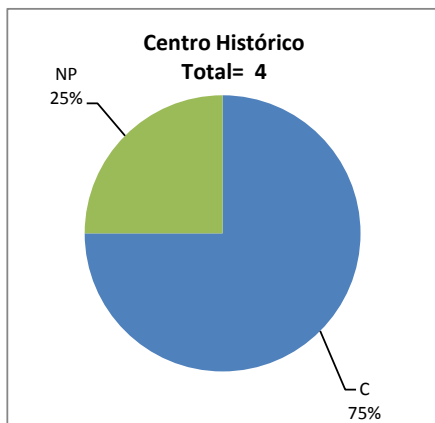
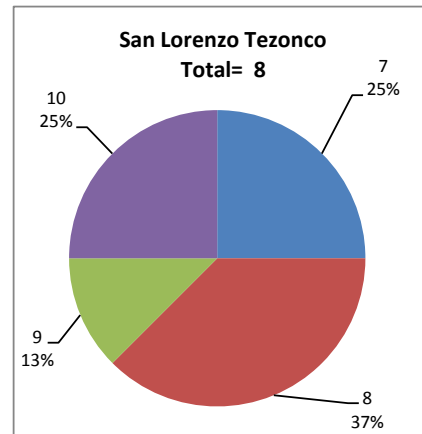
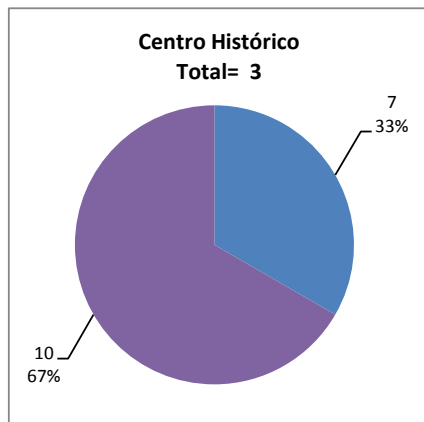


Tabla 2. Resultados de los estudiantes que obtuvieron la certificación

| | |
|------------------------------|-----------|
| Total de estudiantes: | 11 |
| Turno matutino: | 3 |
| Turno vespertino: | 8 |

| Plantel | "7" | | | "8" | | | "9" | | | "10" | | | Total |
|--------------|----------|----------|-----------|----------|----------|-----------|----------|----------|-----------|----------|----------|-----------|-----------|
| | M | V | Sub total | M | V | Sub total | M | V | Sub total | M | V | Sub total | |
| DV | | | | | | | | | | | | | |
| CH | 0 | 1 | 1 | 0 | 0 | 0 | 0 | 0 | 0 | 0 | 2 | 2 | 3 |
| IZT | | | | | | | | | | | | | |
| SLT | 0 | 2 | 2 | 2 | 1 | 3 | 1 | 0 | 1 | 0 | 2 | 2 | 8 |
| CUAUT | | | | | | | | | | | | | |
| Total | 0 | 3 | 3 | 2 | 1 | 3 | 1 | 0 | 1 | 0 | 4 | 4 | 11 |



DESGLOSE DE RESULTADOS

Este apartado tiene como objetivo incluir información más detallada sobre el Balance de Resultados, así como proporcionar mayores elementos de análisis a los profesores y academias.

La información que se adiciona es un comparativo de los resultados que obtuvieron los estudiantes en los siguientes casos:

- a) Estudiantes inscritos a la certificación y al curso en Registro Escolar (que se supone asistieron a clases); y
- b) Estudiantes inscritos solamente a la certificación

ESTUDIANTES QUE SOLICITARON LA CERTIFICACIÓN

Tabla 3. Datos generales de los estudiantes

| Estudiantes inscritos | | | | |
|-----------------------|--------------------------|-----------|-------------------------------|-------------------------|
| Plantel | Total a la certificación | Al curso* | Al curso y a la certificación | Sólo a la certificación |
| DV | | | | |
| CH | 4 | 13 | 3 | 1 |
| IZT | | | | |
| SLT | 12 | 35 | 9 | 3 |
| CUAUT | | | | |
| Total | 16 | 48 | 12 | 4 |

* Estudiantes inscritos al curso en Registro Escolar

Tabla 4. Resultados de los estudiantes inscritos al curso y a la certificación

| Plantel | C | | | NC | | | NP | | | Total |
|--------------|----------|----------|-----------|----------|----------|-----------|----------|----------|-----------|-----------|
| | M | V | Sub total | M | V | Sub total | M | V | Sub total | |
| DV | | | | | | | | | | |
| CH | 0 | 2 | 2 | 0 | 0 | 0 | 0 | 1 | 1 | 3 |
| IZT | | | | | | | | | | |
| SLT | 2 | 5 | 7 | 0 | 1 | 1 | 0 | 1 | 1 | 9 |
| CUAUT | | | | | | | | | | |
| Total | 2 | 7 | 9 | 0 | 1 | 1 | 0 | 2 | 2 | 12 |

Tabla 4.1 Resultados de los estudiantes que obtuvieron la certificación

| Plantel | "7" | | | "8" | | | "9" | | | "10" | | | Total |
|--------------|----------|----------|-----------|----------|----------|-----------|----------|----------|-----------|----------|----------|-----------|----------|
| | M | V | Sub total | M | V | Sub total | M | V | Sub total | M | V | Sub total | |
| DV | | | | | | | | | | | | | |
| CH | 0 | 1 | 1 | 0 | 0 | 0 | 0 | 0 | 0 | 0 | 1 | 1 | 2 |
| IZT | | | | | | | | | | | | | |
| SLT | 0 | 2 | 2 | 1 | 1 | 2 | 1 | 0 | 1 | 0 | 2 | 2 | 7 |
| CUAUT | | | | | | | | | | | | | |
| Total | 0 | 3 | 3 | 1 | 1 | 2 | 1 | 0 | 1 | 0 | 3 | 3 | 9 |

Tabla 5. Resultados de los estudiantes inscritos sólo a la certificación

| Plantel | C | | | NC | | | NP | | | Total |
|---------|---|---|-----------|----|---|-----------|----|---|-----------|-------|
| | M | V | Sub total | M | V | Sub total | M | V | Sub total | |
| DV | | | | | | | | | | |
| CH | 0 | 1 | 1 | 0 | 0 | 0 | 0 | 0 | 0 | 1 |
| IZT | | | | | | | | | | |
| SLT | 1 | 0 | 1 | 1 | 0 | 1 | 0 | 1 | 1 | 3 |
| CUAUT | | | | | | | | | | |
| Total | 1 | 1 | 2 | 1 | 0 | 1 | 0 | 1 | 1 | 4 |

Tabla 5.1 Resultados de los estudiantes que obtuvieron la certificación

| Plantel | "7" | | | "8" | | | "9" | | | "10" | | | Total |
|---------|-----|---|-----------|-----|---|-----------|-----|---|-----------|------|---|-----------|-------|
| | M | V | Sub total | M | V | Sub total | M | V | Sub total | M | V | Sub total | |
| DV | | | | | | | | | | | | | |
| CH | 0 | 0 | 0 | 0 | 0 | 0 | 0 | 0 | 0 | 0 | 1 | 1 | 1 |
| IZT | | | | | | | | | | | | | |
| SLT | 0 | 0 | 0 | 1 | 0 | 1 | 0 | 0 | 0 | 0 | 0 | 0 | 1 |
| CUAUT | | | | | | | | | | | | | |
| Total | 0 | 0 | 0 | 1 | 0 | 1 | 0 | 0 | 0 | 0 | 1 | 1 | 2 |