

**Período de certificación:** Intersemestral 2013-I (Julio 2013)

**Curso:** Patología II

**Academia:** Salud Comunitaria

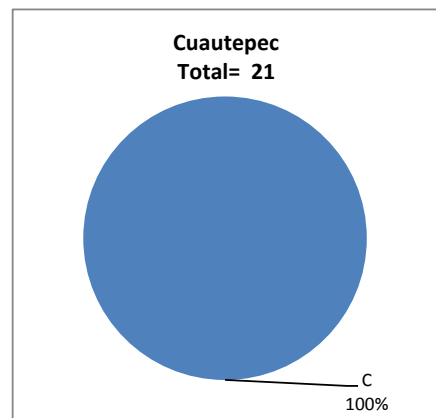
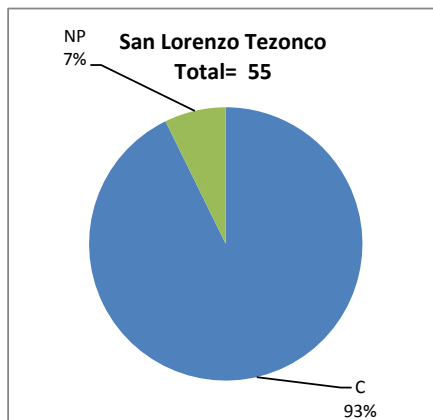
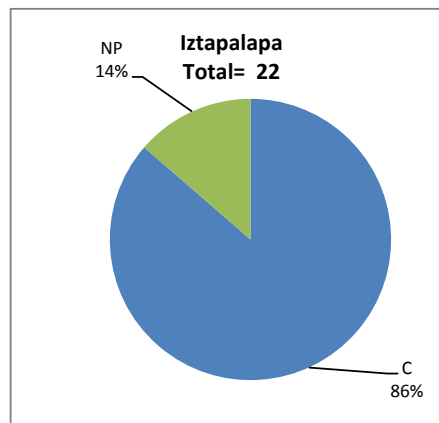
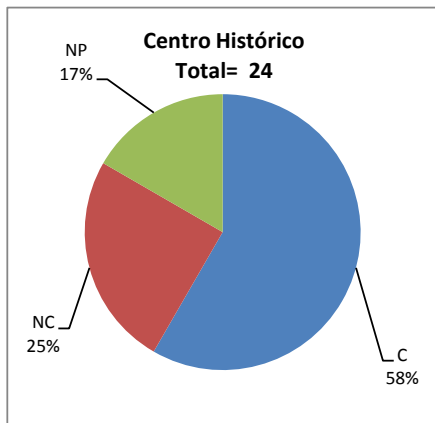
**Colegio:** Ciencias y Humanidades

**Tabla 1. Resultados globales de los estudiantes inscritos a la certificación**

|                              |     |
|------------------------------|-----|
| <b>Total de estudiantes:</b> | 122 |
| <b>Turno matutino:</b>       | 91  |
| <b>Turno vespertino:</b>     | 31  |

| Plantel      | C         |           |            | NC       |          |           | NP       |          |           | Total      |
|--------------|-----------|-----------|------------|----------|----------|-----------|----------|----------|-----------|------------|
|              | M         | V         | Sub total  | M        | V        | Sub total | M        | V        | Sub total |            |
| DV           |           |           |            |          |          |           |          |          |           |            |
| CH           | 10        | 4         | 14         | 5        | 1        | 6         | 2        | 2        | 4         | 24         |
| IZT          | 13        | 6         | 19         | 0        | 0        | 0         | 1        | 2        | 3         | 22         |
| SLT          | 37        | 14        | 51         | 0        | 0        | 0         | 2        | 2        | 4         | 55         |
| CUAUT        | 21        | 0         | 21         | 0        | 0        | 0         | 0        | 0        | 0         | 21         |
| <b>Total</b> | <b>81</b> | <b>24</b> | <b>105</b> | <b>5</b> | <b>1</b> | <b>6</b>  | <b>5</b> | <b>6</b> | <b>11</b> | <b>122</b> |

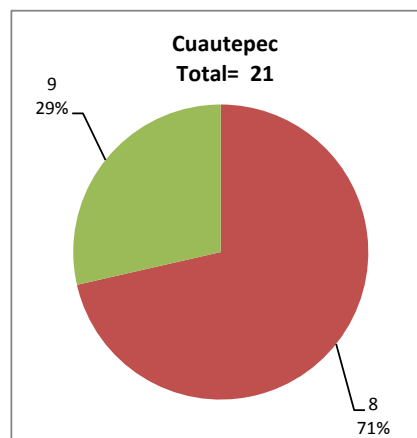
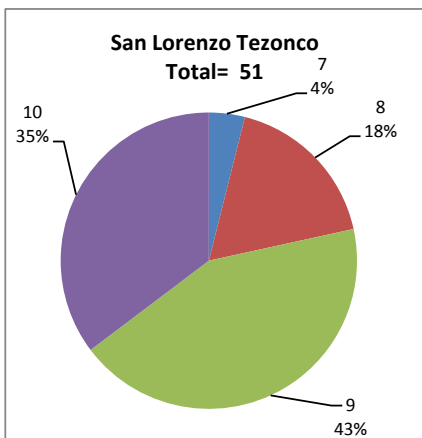
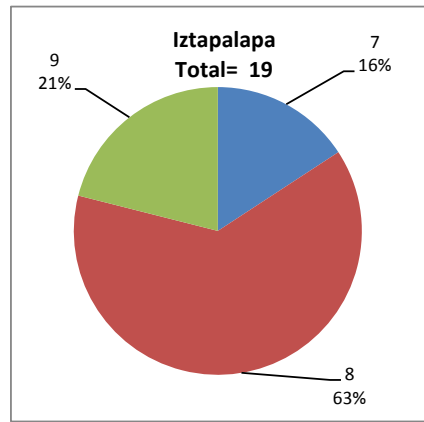
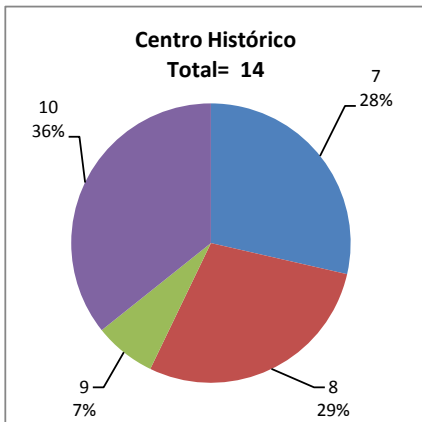
**C:** Obtuvieron la certificación, **NC:** No obtuvieron la certificación, **NP:** No se presentaron; **M:** Turno matutino, **V:** Turno vespertino  
**DV:** Del Valle, **CH:** Centro Histórico, **IZT:** Iztapalapa, **SLT:** San Lorenzo Tezonco, **CUAUT:** Cuauhtémoc



**Tabla 2. Resultados de los estudiantes que obtuvieron la certificación**

|                              |     |
|------------------------------|-----|
| <b>Total de estudiantes:</b> | 105 |
| <b>Turno matutino:</b>       | 81  |
| <b>Turno vespertino:</b>     | 24  |

| Plantel      | "7"      |          |           | "8"       |          |           | "9"       |          |           | "10"      |          |           | Total      |
|--------------|----------|----------|-----------|-----------|----------|-----------|-----------|----------|-----------|-----------|----------|-----------|------------|
|              | M        | V        | Sub total | M         | V        | Sub total | M         | V        | Sub total | M         | V        | Sub total |            |
| DV           |          |          |           |           |          |           |           |          |           |           |          |           |            |
| CH           | 4        | 0        | 4         | 4         | 0        | 4         | 0         | 1        | 1         | 2         | 3        | 5         | 14         |
| IZT          | 0        | 3        | 3         | 9         | 3        | 12        | 4         | 0        | 4         | 0         | 0        | 0         | 19         |
| SLT          | 2        | 0        | 2         | 6         | 3        | 9         | 14        | 8        | 22        | 15        | 3        | 18        | 51         |
| CUAUT        | 0        | 0        | 0         | 15        | 0        | 15        | 6         | 0        | 6         | 0         | 0        | 0         | 21         |
| <b>Total</b> | <b>6</b> | <b>3</b> | <b>9</b>  | <b>34</b> | <b>6</b> | <b>40</b> | <b>24</b> | <b>9</b> | <b>33</b> | <b>17</b> | <b>6</b> | <b>23</b> | <b>105</b> |



## DESGLOSE DE RESULTADOS

Este apartado tiene como objetivo incluir información más detallada sobre el Balance de Resultados, así como proporcionar mayores elementos de análisis a los profesores y academias.

La información que se adiciona es un comparativo de los resultados que obtuvieron los estudiantes en los siguientes casos:

- a) Estudiantes inscritos a la certificación y al curso en Registro Escolar (que se supone asistieron a clases); y
- b) Estudiantes inscritos solamente a la certificación

### ESTUDIANTES QUE SOLICITARON LA CERTIFICACIÓN

**Tabla 3. Datos generales de los estudiantes**

| Estudiantes inscritos |                          |            |                               |                         |
|-----------------------|--------------------------|------------|-------------------------------|-------------------------|
| Plantel               | Total a la certificación | Al curso*  | Al curso y a la certificación | Sólo a la certificación |
| DV                    |                          |            |                               |                         |
| CH                    | 24                       | 23         | 17                            | 7                       |
| IZT                   | 22                       | 33         | 21                            | 1                       |
| SLT                   | 55                       | 59         | 53                            | 2                       |
| CUAUT                 | 21                       | 26         | 19                            | 2                       |
| <b>Total</b>          | <b>122</b>               | <b>141</b> | <b>110</b>                    | <b>12</b>               |

\* Estudiantes inscritos al curso en Registro Escolar

**Tabla 4. Resultados de los estudiantes inscritos al curso y a la certificación**

| Plantel      | C         |           |           | NC       |          |           | NP       |          |           | Total      |
|--------------|-----------|-----------|-----------|----------|----------|-----------|----------|----------|-----------|------------|
|              | M         | V         | Sub total | M        | V        | Sub total | M        | V        | Sub total |            |
| DV           |           |           |           |          |          |           |          |          |           |            |
| CH           | 8         | 0         | 8         | 5        | 1        | 6         | 1        | 2        | 3         | 17         |
| IZT          | 12        | 6         | 18        | 0        | 0        | 0         | 1        | 2        | 3         | 21         |
| SLT          | 36        | 13        | 49        | 0        | 0        | 0         | 2        | 2        | 4         | 53         |
| CUAUT        | 19        | 0         | 19        | 0        | 0        | 0         | 0        | 0        | 0         | 19         |
| <b>Total</b> | <b>75</b> | <b>19</b> | <b>94</b> | <b>5</b> | <b>1</b> | <b>6</b>  | <b>4</b> | <b>6</b> | <b>10</b> | <b>110</b> |

**Tabla 4.1 Resultados de los estudiantes que obtuvieron la certificación**

| Plantel      | "7"      |          |           | "8"       |          |           | "9"       |          |           | "10"      |          |           | Total     |
|--------------|----------|----------|-----------|-----------|----------|-----------|-----------|----------|-----------|-----------|----------|-----------|-----------|
|              | M        | V        | Sub total | M         | V        | Sub total | M         | V        | Sub total | M         | V        | Sub total |           |
| DV           |          |          |           |           |          |           |           |          |           |           |          |           |           |
| CH           | 3        | 0        | 3         | 3         | 0        | 3         | 0         | 0        | 0         | 2         | 0        | 2         | 8         |
| IZT          | 0        | 3        | 3         | 8         | 3        | 11        | 4         | 0        | 4         | 0         | 0        | 0         | 18        |
| SLT          | 1        | 0        | 1         | 6         | 3        | 9         | 14        | 7        | 21        | 15        | 3        | 18        | 49        |
| CUAUT        | 0        | 0        | 0         | 13        | 0        | 13        | 6         | 0        | 6         | 0         | 0        | 0         | 19        |
| <b>Total</b> | <b>4</b> | <b>3</b> | <b>7</b>  | <b>30</b> | <b>6</b> | <b>36</b> | <b>24</b> | <b>7</b> | <b>31</b> | <b>17</b> | <b>3</b> | <b>20</b> | <b>94</b> |

**Tabla 5. Resultados de los estudiantes inscritos sólo a la certificación**

| Plantel | C |   |           | NC |   |           | NP |   |           | Total |
|---------|---|---|-----------|----|---|-----------|----|---|-----------|-------|
|         | M | V | Sub total | M  | V | Sub total | M  | V | Sub total |       |
| DV      |   |   |           |    |   |           |    |   |           |       |
| CH      | 2 | 4 | 6         | 0  | 0 | 0         | 1  | 0 | 1         | 7     |
| IZT     | 1 | 0 | 1         | 0  | 0 | 0         | 0  | 0 | 0         | 1     |
| SLT     | 1 | 1 | 2         | 0  | 0 | 0         | 0  | 0 | 0         | 2     |
| CUAUT   | 2 | 0 | 2         | 0  | 0 | 0         | 0  | 0 | 0         | 2     |
| Total   | 6 | 5 | 11        | 0  | 0 | 0         | 1  | 0 | 1         | 12    |

**Tabla 5.1 Resultados de los estudiantes que obtuvieron la certificación**

| Plantel | "7" |   |           | "8" |   |           | "9" |   |           | "10" |   |           | Total |
|---------|-----|---|-----------|-----|---|-----------|-----|---|-----------|------|---|-----------|-------|
|         | M   | V | Sub total | M   | V | Sub total | M   | V | Sub total | M    | V | Sub total |       |
| DV      |     |   |           |     |   |           |     |   |           |      |   |           |       |
| CH      | 1   | 0 | 1         | 1   | 0 | 1         | 0   | 1 | 1         | 0    | 3 | 3         | 6     |
| IZT     | 0   | 0 | 0         | 1   | 0 | 1         | 0   | 0 | 0         | 0    | 0 | 0         | 1     |
| SLT     | 1   | 0 | 1         | 0   | 0 | 0         | 0   | 1 | 1         | 0    | 0 | 0         | 2     |
| CUAUT   | 0   | 0 | 0         | 2   | 0 | 2         | 0   | 0 | 0         | 0    | 0 | 0         | 2     |
| Total   | 2   | 0 | 2         | 4   | 0 | 4         | 0   | 2 | 2         | 0    | 3 | 3         | 11    |