

Período de certificación: Intersemestral 2013-I (Julio 2013)

Curso: Bioestadística

Academia: Biología Humana

Colegio: Ciencias y Humanidades

Tabla 1. Resultados globales de los estudiantes inscritos a la certificación

| | |
|------------------------------|-----|
| Total de estudiantes: | 185 |
| Turno matutino: | 114 |
| Turno vespertino: | 71 |

| Plantel | C | | | NC | | | NP | | | Total |
|--------------|-----------|-----------|-----------|-----------|-----------|-----------|-----------|-----------|-----------|------------|
| | M | V | Sub total | M | V | Sub total | M | V | Sub total | |
| DV | | | | | | | | | | |
| CH | 16 | 1 | 17 | 4 | 6 | 10 | 6 | 2 | 8 | 35 |
| IZT | 13 | 5 | 18 | 9 | 6 | 15 | 4 | 3 | 7 | 40 |
| SLT | 11 | 5 | 16 | 31 | 10 | 41 | 5 | 4 | 9 | 66 |
| CUAUT | 5 | 19 | 24 | 6 | 6 | 12 | 4 | 4 | 8 | 44 |
| Total | 45 | 30 | 75 | 50 | 28 | 78 | 19 | 13 | 32 | 185 |

C: Obtuvieron la certificación, **NC:** No obtuvieron la certificación, **NP:** No se presentaron; **M:** Turno matutino, **V:** Turno vespertino
DV: Del Valle, **CH:** Centro Histórico, **IZT:** Iztapalapa, **SLT:** San Lorenzo Tezonco, **CUAUT:** Cuauhtémoc

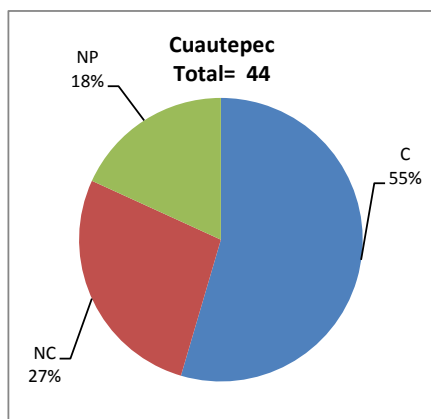
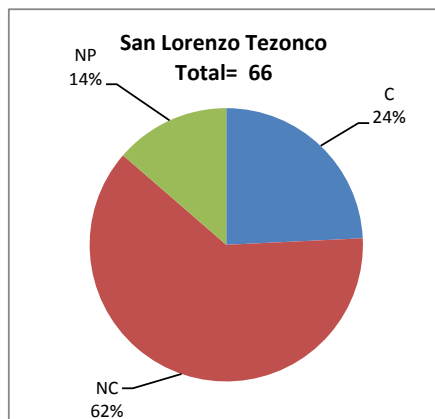
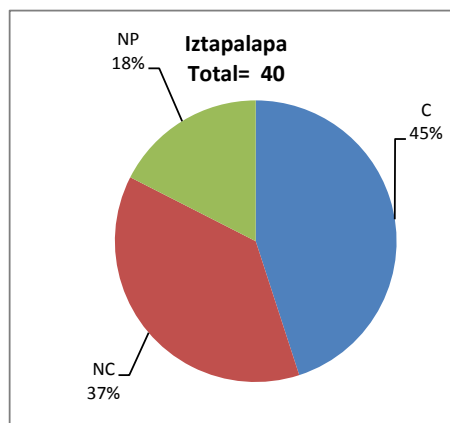
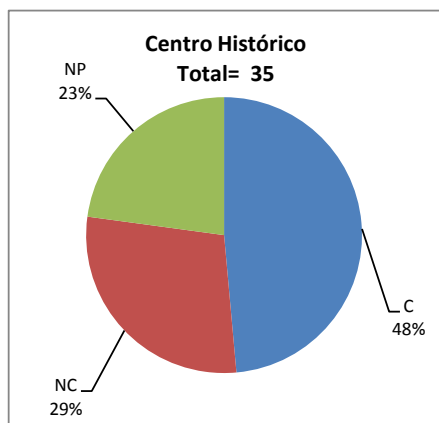
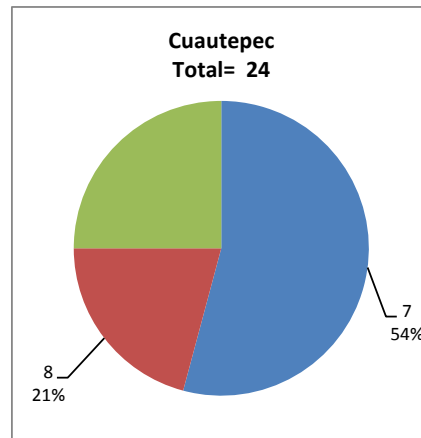
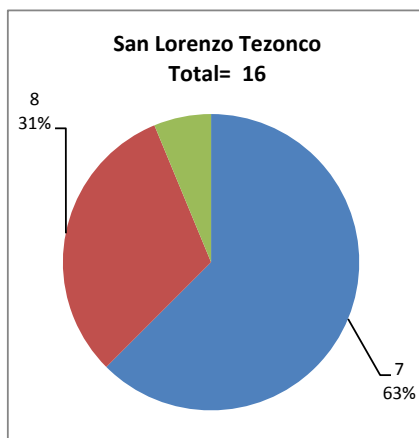
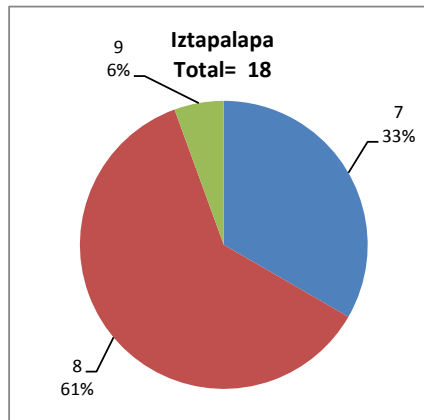
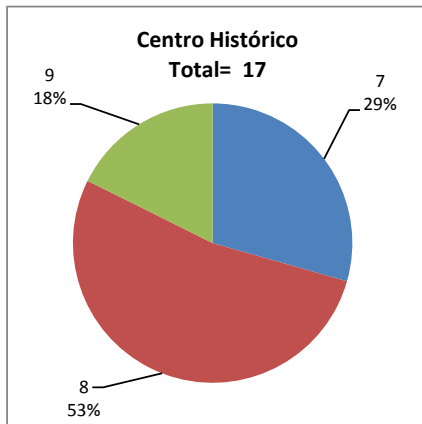


Tabla 2. Resultados de los estudiantes que obtuvieron la certificación

| | |
|------------------------------|----|
| Total de estudiantes: | 75 |
| Turno matutino: | 45 |
| Turno vespertino: | 30 |

| Plantel | "7" | | | "8" | | | "9" | | | "10" | | | Total |
|--------------|-----------|-----------|-----------|-----------|-----------|-----------|----------|----------|-----------|----------|----------|-----------|-----------|
| | M | V | Sub total | M | V | Sub total | M | V | Sub total | M | V | Sub total | |
| DV | | | | | | | | | | | | | |
| CH | 5 | 0 | 5 | 8 | 1 | 9 | 3 | 0 | 3 | 0 | 0 | 0 | 17 |
| IZT | 6 | 0 | 6 | 6 | 5 | 11 | 1 | 0 | 1 | 0 | 0 | 0 | 18 |
| SLT | 6 | 4 | 10 | 4 | 1 | 5 | 1 | 0 | 1 | 0 | 0 | 0 | 16 |
| CUAUT | 4 | 9 | 13 | 1 | 4 | 5 | 0 | 6 | 6 | 0 | 0 | 0 | 24 |
| Total | 21 | 13 | 34 | 19 | 11 | 30 | 5 | 6 | 11 | 0 | 0 | 0 | 75 |



DESGLOSE DE RESULTADOS

Este apartado tiene como objetivo incluir información más detallada sobre el Balance de Resultados, así como proporcionar mayores elementos de análisis a los profesores y academias.

La información que se adiciona es un comparativo de los resultados que obtuvieron los estudiantes en los siguientes casos:

- a) Estudiantes inscritos a la certificación y al curso en Registro Escolar (que se supone asistieron a clases); y
- b) Estudiantes inscritos solamente a la certificación

ESTUDIANTES QUE SOLICITARON LA CERTIFICACIÓN

Tabla 3. Datos generales de los estudiantes

| Estudiantes inscritos | | | | |
|-----------------------|--------------------------|------------|-------------------------------|-------------------------|
| Plantel | Total a la certificación | Al curso* | Al curso y a la certificación | Sólo a la certificación |
| DV | | | | |
| CH | 35 | 57 | 24 | 11 |
| IZT | 40 | 59 | 26 | 14 |
| SLT | 66 | 85 | 57 | 9 |
| CUAUT | 44 | 72 | 39 | 5 |
| Total | 185 | 273 | 146 | 39 |

* Estudiantes inscritos al curso en Registro Escolar

Tabla 4. Resultados de los estudiantes inscritos al curso y a la certificación

| Plantel | C | | | NC | | | NP | | | Total |
|--------------|-----------|-----------|-----------|-----------|-----------|-----------|-----------|-----------|-----------|------------|
| | M | V | Sub total | M | V | Sub total | M | V | Sub total | |
| DV | | | | | | | | | | |
| CH | 9 | 1 | 10 | 3 | 5 | 8 | 5 | 1 | 6 | 24 |
| IZT | 10 | 2 | 12 | 6 | 4 | 10 | 2 | 2 | 4 | 26 |
| SLT | 9 | 3 | 12 | 28 | 10 | 38 | 3 | 4 | 7 | 57 |
| CUAUT | 5 | 16 | 21 | 6 | 5 | 11 | 4 | 3 | 7 | 39 |
| Total | 33 | 22 | 55 | 43 | 24 | 67 | 14 | 10 | 24 | 146 |

Tabla 4.1 Resultados de los estudiantes que obtuvieron la certificación

| Plantel | "7" | | | "8" | | | "9" | | | "10" | | | Total |
|--------------|-----------|----------|-----------|-----------|----------|-----------|----------|----------|-----------|----------|----------|-----------|-----------|
| | M | V | Sub total | M | V | Sub total | M | V | Sub total | M | V | Sub total | |
| DV | | | | | | | | | | | | | |
| CH | 4 | 0 | 4 | 4 | 1 | 5 | 1 | 0 | 1 | 0 | 0 | 0 | 10 |
| IZT | 4 | 0 | 4 | 5 | 2 | 7 | 1 | 0 | 1 | 0 | 0 | 0 | 12 |
| SLT | 6 | 2 | 8 | 2 | 1 | 3 | 1 | 0 | 1 | 0 | 0 | 0 | 12 |
| CUAUT | 4 | 6 | 10 | 1 | 4 | 5 | 0 | 6 | 6 | 0 | 0 | 0 | 21 |
| Total | 18 | 8 | 26 | 12 | 8 | 20 | 3 | 6 | 9 | 0 | 0 | 0 | 55 |

Tabla 5. Resultados de los estudiantes inscritos sólo a la certificación

| Plantel | C | | | NC | | | NP | | | Total |
|---------|----|---|-----------|----|---|-----------|----|---|-----------|-------|
| | M | V | Sub total | M | V | Sub total | M | V | Sub total | |
| DV | | | | | | | | | | |
| CH | 7 | 0 | 7 | 1 | 1 | 2 | 1 | 1 | 2 | 11 |
| IZT | 3 | 3 | 6 | 3 | 2 | 5 | 2 | 1 | 3 | 14 |
| SLT | 2 | 2 | 4 | 3 | 0 | 3 | 2 | 0 | 2 | 9 |
| CUAUT | 0 | 3 | 3 | 0 | 1 | 1 | 0 | 1 | 1 | 5 |
| Total | 12 | 8 | 20 | 7 | 4 | 11 | 5 | 3 | 8 | 39 |

Tabla 5.1 Resultados de los estudiantes que obtuvieron la certificación

| Plantel | "7" | | | "8" | | | "9" | | | "10" | | | Total |
|---------|-----|---|-----------|-----|---|-----------|-----|---|-----------|------|---|-----------|-------|
| | M | V | Sub total | M | V | Sub total | M | V | Sub total | M | V | Sub total | |
| DV | | | | | | | | | | | | | |
| CH | 1 | 0 | 1 | 4 | 0 | 4 | 2 | 0 | 2 | 0 | 0 | 0 | 7 |
| IZT | 2 | 0 | 2 | 1 | 3 | 4 | 0 | 0 | 0 | 0 | 0 | 0 | 6 |
| SLT | 0 | 2 | 2 | 2 | 0 | 2 | 0 | 0 | 0 | 0 | 0 | 0 | 4 |
| CUAUT | 0 | 3 | 3 | 0 | 0 | 0 | 0 | 0 | 0 | 0 | 0 | 0 | 3 |
| Total | 3 | 5 | 8 | 7 | 3 | 10 | 2 | 0 | 2 | 0 | 0 | 0 | 20 |