

Coordinación de Certificación y Registro
 5 de Junio de 2013

Período de certificación: Intersemestral 2012-II Fase 2 (Dic. 2012)

Curso: Electrónica de potencia I

Academia: Ingeniería

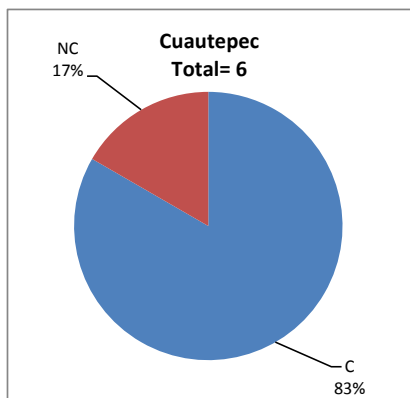
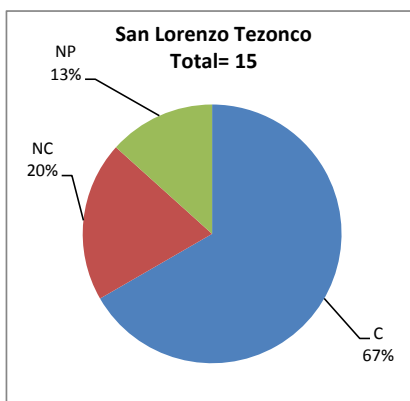
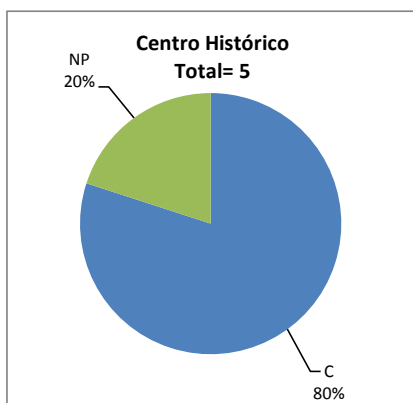
Colegio: Ciencia y Tecnología

Tabla 1. Resultados globales de los estudiantes inscritos a la certificación

| | |
|------------------------------|----|
| Total de estudiantes: | 26 |
| Turno matutino: | 17 |
| Turno vespertino: | 9 |

| Plantel | C | | | NC | | | NP | | | Total |
|--------------|-----------|----------|-----------|----------|----------|-----------|----------|----------|-----------|-----------|
| | M | V | Sub total | M | V | Sub total | M | V | Sub total | |
| DV | | | | | | | | | | |
| CH | 0 | 4 | 4 | 0 | 0 | 0 | 0 | 1 | 1 | 5 |
| IZT | | | | | | | | | | |
| SLT | 7 | 3 | 10 | 3 | 0 | 3 | 1 | 1 | 2 | 15 |
| CUAUT | 5 | 0 | 5 | 1 | 0 | 1 | 0 | 0 | 0 | 6 |
| Total | 12 | 7 | 19 | 4 | 0 | 4 | 1 | 2 | 3 | 26 |

C: Obtuvieron la certificación, **NC:** No obtuvieron la certificación, **NP:** No se presentaron; **M:** Turno matutino, **V:** Turno vespertino
DV: Del Valle, **CH:** Centro Histórico, **IZT:** Iztapalapa, **SLT:** San Lorenzo Tezonco, **CUAUT:** Cuauhtemoc

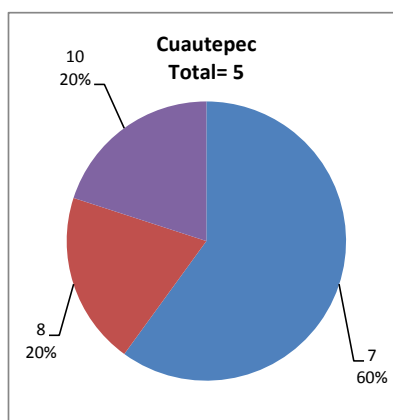
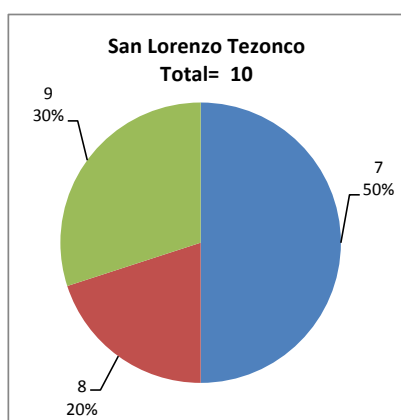
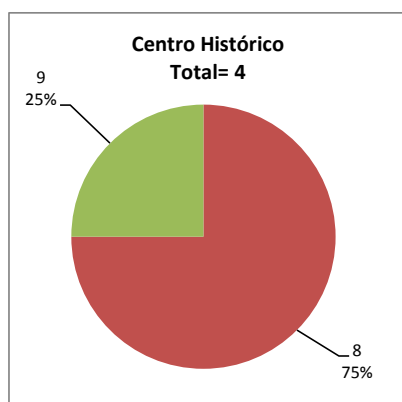


BALANCE DE RESULTADOS

Tabla 2. Resultados de los estudiantes que obtuvieron la certificación

| | |
|------------------------------|----|
| Total de estudiantes: | 19 |
| Turno matutino: | 12 |
| Turno vespertino: | 7 |

| Plantel | "7" | | | "8" | | | "9" | | | "10" | | | Total |
|--------------|----------|----------|-----------|----------|----------|-----------|----------|----------|-----------|----------|----------|-----------|-----------|
| | M | V | Sub total | M | V | Sub total | M | V | Sub total | M | V | Sub total | |
| DV | | | | | | | | | | | | | |
| CH | 0 | 0 | 0 | 0 | 3 | 3 | 0 | 1 | 1 | 0 | 0 | 0 | 4 |
| IZT | | | | | | | | | | | | | |
| SLT | 5 | 0 | 5 | 1 | 1 | 2 | 1 | 2 | 3 | 0 | 0 | 0 | 10 |
| CUAUT | 3 | 0 | 3 | 1 | 0 | 1 | 0 | 0 | 0 | 1 | 0 | 1 | 5 |
| Total | 8 | 0 | 8 | 2 | 4 | 6 | 1 | 3 | 4 | 1 | 0 | 1 | 19 |



DESGLOSE DE RESULTADOS

Este apartado tiene como objetivo incluir información más detallada sobre el Balance de Resultados, así como proporcionar mayores elementos de análisis a los profesores y academias.

La información que se adiciona es un comparativo de los resultados que obtuvieron los estudiantes en los siguientes casos:

- Estudiantes inscritos a la certificación y al curso en Registro Escolar (que se supone asistieron a clases); y
- Estudiantes inscritos solamente a la certificación

ESTUDIANTES QUE SOLICITARON LA CERTIFICACIÓN

Tabla 3. Datos generales de los estudiantes

Estudiantes inscritos

| Plantel | Total a la certificación | Al curso* | Al curso y a la certificación | Sólo a la certificación |
|---------|--------------------------|-----------|-------------------------------|-------------------------|
| DV | | | | |
| CH | 5 | 7 | 5 | 0 |
| IZT | | | | |
| SLT | 15 | 42 | 15 | 0 |
| CUAUT | 6 | 4 | 2 | 4 |
| Total | 26 | 53 | 22 | 4 |

* Estudiantes inscritos al curso en Registro Escolar

Tabla 4. Resultados de los estudiantes inscritos al curso y a la certificación

| Plantel | C | | | NC | | | NP | | | Total |
|---------|---|---|-----------|----|---|-----------|----|---|-----------|-------|
| | M | V | Sub total | M | V | Sub total | M | V | Sub total | |
| DV | | | | | | | | | | |
| CH | 0 | 4 | 4 | 0 | 0 | 0 | 0 | 1 | 1 | 5 |
| IZT | | | | | | | | | | |
| SLT | 7 | 3 | 10 | 3 | 0 | 3 | 1 | 1 | 2 | 15 |
| CUAUT | 1 | 0 | 1 | 1 | 0 | 1 | 0 | 0 | 0 | 2 |
| Total | 8 | 7 | 15 | 4 | 0 | 4 | 1 | 2 | 3 | 22 |

Tabla 4.1 Resultados de los estudiantes que obtuvieron la certificación

| Plantel | "7" | | | "8" | | | "9" | | | "10" | | | Total |
|---------|-----|---|-----------|-----|---|-----------|-----|---|-----------|------|---|-----------|-------|
| | M | V | Sub total | M | V | Sub total | M | V | Sub total | M | V | Sub total | |
| DV | | | | | | | | | | | | | |
| CH | 0 | 0 | 0 | 0 | 3 | 3 | 0 | 1 | 1 | 0 | 0 | 0 | 4 |
| IZT | | | | | | | | | | | | | |
| SLT | 5 | 0 | 5 | 1 | 1 | 2 | 1 | 2 | 3 | 0 | 0 | 0 | 10 |
| CUAUT | 0 | 0 | 0 | 0 | 0 | 0 | 0 | 0 | 0 | 1 | 0 | 1 | 1 |
| Total | 5 | 0 | 5 | 1 | 4 | 5 | 1 | 3 | 4 | 1 | 0 | 1 | 15 |

Tabla 5. Resultados de los estudiantes inscritos sólo a la certificación

| Plantel | C | | | NC | | | NP | | | Total |
|---------|---|---|-----------|----|---|-----------|----|---|-----------|-------|
| | M | V | Sub total | M | V | Sub total | M | V | Sub total | |
| DV | | | | | | | | | | |
| CH | 0 | 0 | 0 | 0 | 0 | 0 | 0 | 0 | 0 | 0 |
| IZT | | | | | | | | | | |
| SLT | 0 | 0 | 0 | 0 | 0 | 0 | 0 | 0 | 0 | 0 |
| CUAUT | 4 | 0 | 4 | 0 | 0 | 0 | 0 | 0 | 0 | 4 |
| Total | 4 | 0 | 4 | 0 | 0 | 0 | 0 | 0 | 0 | 4 |

Tabla 5.1 Resultados de los estudiantes que obtuvieron la certificación

| Plantel | "7" | | | "8" | | | "9" | | | "10" | | | Total |
|---------|-----|---|-----------|-----|---|-----------|-----|---|-----------|------|---|-----------|-------|
| | M | V | Sub total | M | V | Sub total | M | V | Sub total | M | V | Sub total | |
| DV | | | | | | | | | | | | | |
| CH | 0 | 0 | 0 | 0 | 0 | 0 | 0 | 0 | 0 | 0 | 0 | 0 | 0 |
| IZT | | | | | | | | | | | | | |
| SLT | 0 | 0 | 0 | 0 | 0 | 0 | 0 | 0 | 0 | 0 | 0 | 0 | 0 |
| CUAUT | 3 | 0 | 3 | 1 | 0 | 1 | 0 | 0 | 0 | 0 | 0 | 0 | 4 |
| Total | 3 | 0 | 3 | 1 | 0 | 1 | 0 | 0 | 0 | 0 | 0 | 0 | 4 |