

Período de certificación: B 2011-I (Junio 2011)
Academia: Filosofía e Historia de las Ideas

Curso: Hermenéutica histórica
Colegio: Humanidades y Ciencias Sociales

Tabla 1. Resultados globales de los estudiantes inscritos a la certificación

| | |
|------------------------------|----|
| Total de estudiantes: | 20 |
| Turno matutino: | 19 |
| Turno vespertino: | 1 |

| Plantel | C | | | NC | | | NP | | | Total |
|--------------|-----------|----------|-----------|----------|----------|-----------|----------|----------|-----------|-----------|
| | M | V | Sub total | M | V | Sub total | M | V | Sub total | |
| DV | 1 | 0 | 1 | 0 | 0 | 0 | 0 | 0 | 0 | 1 |
| CH | | | | | | | | | | |
| IZT | | | | | | | | | | |
| SLT | 8 | 0 | 8 | 0 | 0 | 0 | 2 | 0 | 2 | 10 |
| CUAUT | 6 | 0 | 6 | 0 | 0 | 0 | 2 | 1 | 3 | 9 |
| Total | 15 | 0 | 15 | 0 | 0 | 0 | 4 | 1 | 5 | 20 |

C: Obtuvieron la certificación, **NC:** No obtuvieron la certificación, **NP:** No se presentaron; **M:** Turno matutino, **V:** Turno vespertino
DV: Del Valle, **CH:** Centro Histórico, **IZT:** Iztapalapa, **SLT:** San Lorenzo Tezonco, **CUAUT:** Cuauhtepc

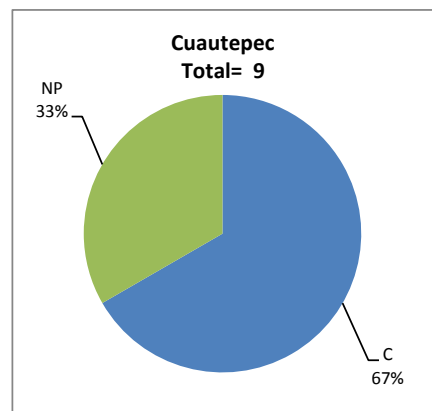
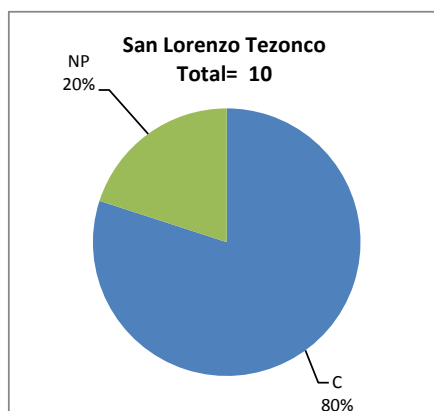
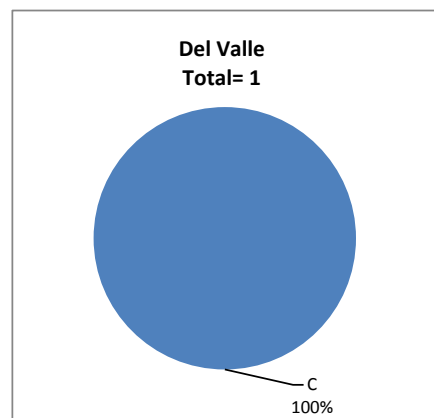
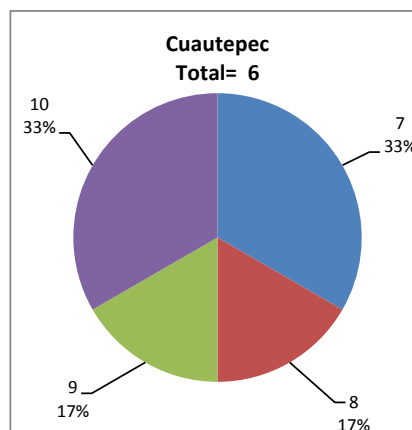
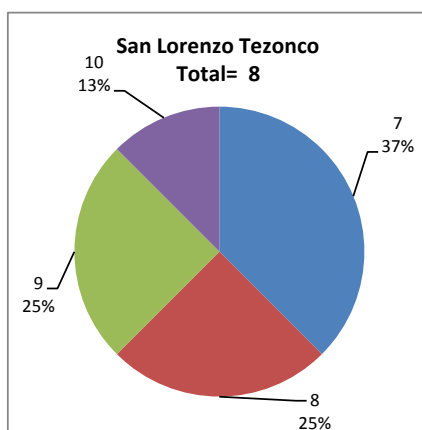
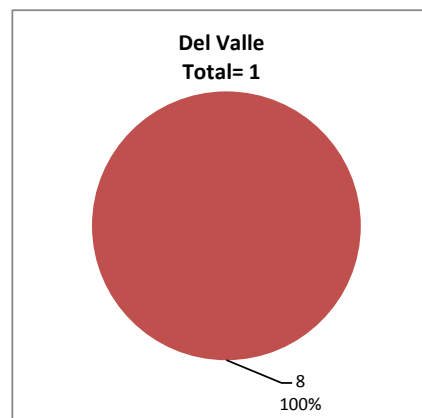


Tabla 2. Resultados de los estudiantes que obtuvieron la certificación

| | |
|------------------------------|----|
| Total de estudiantes: | 15 |
| Turno matutino: | 15 |
| Turno vespertino: | 0 |

| Plantel | "7" | | | "8" | | | "9" | | | "10" | | | Total |
|--------------|----------|----------|-----------|----------|----------|-----------|----------|----------|-----------|----------|----------|-----------|-----------|
| | M | V | Sub total | M | V | Sub total | M | V | Sub total | M | V | Sub total | |
| DV | 0 | 0 | 0 | 1 | 0 | 1 | 0 | 0 | 0 | 0 | 0 | 0 | 1 |
| CH | | | | | | | | | | | | | |
| IZT | | | | | | | | | | | | | |
| SLT | 3 | 0 | 3 | 2 | 0 | 2 | 2 | 0 | 2 | 1 | 0 | 1 | 8 |
| CUAUT | 2 | 0 | 2 | 1 | 0 | 1 | 1 | 0 | 1 | 2 | 0 | 2 | 6 |
| Total | 5 | 0 | 5 | 4 | 0 | 4 | 3 | 0 | 3 | 3 | 0 | 3 | 15 |



DESGLOSE DE RESULTADOS

Este apartado tiene como objetivo incluir información más detallada sobre el Balance de Resultados, así como proporcionar mayores elementos de análisis a los profesores y academias.

La información que se adiciona es un comparativo de los resultados que obtuvieron los estudiantes en los siguientes casos:

- a) Estudiantes inscritos a la certificación y al curso en Registro Escolar (que se supone asistieron a clases); y
- b) Estudiantes inscritos solamente a la certificación

ESTUDIANTES QUE SOLICITARON LA CERTIFICACIÓN

Tabla 3. Datos generales de los estudiantes

| Plantel | Estudiantes inscritos | | | |
|---------|--------------------------|-----------|-------------------------------|-------------------------|
| | Total a la certificación | Al curso* | Al curso y a la certificación | Sólo a la certificación |
| DV | 1 | 0 | 1 | 0 |
| CH | | | | |
| IZT | | | | |
| SLT | 10 | 14 | 8 | 2 |
| CUAUT | 9 | 10 | 7 | 2 |
| Total | 20 | 24 | 16 | 4 |

* Estudiantes inscritos al curso en Registro Escolar

Tabla 4. Resultados de los estudiantes inscritos al curso y a la certificación

| Plantel | C | | | NC | | | NP | | | Total |
|---------|----|---|-----------|----|---|-----------|----|---|-----------|-------|
| | M | V | Sub total | M | V | Sub total | M | V | Sub total | |
| DV | 1 | 0 | 1 | 0 | 0 | 0 | 0 | 0 | 0 | 1 |
| CH | | | | | | | | | | |
| IZT | | | | | | | | | | |
| SLT | 7 | 0 | 7 | 0 | 0 | 0 | 1 | 0 | 1 | 8 |
| CUAUT | 5 | 0 | 5 | 0 | 0 | 0 | 2 | 0 | 2 | 7 |
| Total | 13 | 0 | 13 | 0 | 0 | 0 | 3 | 0 | 3 | 16 |

Tabla 4.1 Resultados de los estudiantes que obtuvieron la certificación

| Plantel | "7" | | | "8" | | | "9" | | | "10" | | | Total |
|---------|-----|---|-----------|-----|---|-----------|-----|---|-----------|------|---|-----------|-------|
| | M | V | Sub total | M | V | Sub total | M | V | Sub total | M | V | Sub total | |
| DV | 0 | 0 | 0 | 1 | 0 | 1 | 0 | 0 | 0 | 0 | 0 | 0 | 1 |
| CH | | | | | | | | | | | | | |
| IZT | | | | | | | | | | | | | |
| SLT | 3 | 0 | 3 | 1 | 0 | 1 | 2 | 0 | 2 | 1 | 0 | 1 | 7 |
| CUAUT | 2 | 0 | 2 | 1 | 0 | 1 | 1 | 0 | 1 | 1 | 0 | 1 | 5 |
| Total | 5 | 0 | 5 | 3 | 0 | 3 | 3 | 0 | 3 | 2 | 0 | 2 | 13 |

Tabla 5. Resultados de los estudiantes inscritos sólo a la certificación

| Plantel | C | | | NC | | | NP | | | Total |
|--------------|----------|----------|-----------|----------|----------|-----------|----------|----------|-----------|----------|
| | M | V | Sub total | M | V | Sub total | M | V | Sub total | |
| DV | 0 | 0 | 0 | 0 | 0 | 0 | 0 | 0 | 0 | 0 |
| CH | | | | | | | | | | |
| IZT | | | | | | | | | | |
| SLT | 1 | 0 | 1 | 0 | 0 | 0 | 1 | 0 | 1 | 2 |
| CUAUT | 1 | 0 | 1 | 0 | 0 | 0 | 0 | 1 | 1 | 2 |
| Total | 2 | 0 | 2 | 0 | 0 | 0 | 1 | 1 | 2 | 4 |

Tabla 5.1 Resultados de los estudiantes que obtuvieron la certificación

| Plantel | "7" | | | "8" | | | "9" | | | "10" | | | Total |
|--------------|----------|----------|-----------|----------|----------|-----------|----------|----------|-----------|----------|----------|-----------|----------|
| | M | V | Sub total | M | V | Sub total | M | V | Sub total | M | V | Sub total | |
| DV | 0 | 0 | 0 | 0 | 0 | 0 | 0 | 0 | 0 | 0 | 0 | 0 | 0 |
| CH | | | | | | | | | | | | | |
| IZT | | | | | | | | | | | | | |
| SLT | 0 | 0 | 0 | 1 | 0 | 1 | 0 | 0 | 0 | 0 | 0 | 0 | 1 |
| CUAUT | 0 | 0 | 0 | 0 | 0 | 0 | 0 | 0 | 0 | 1 | 0 | 1 | 1 |
| Total | 0 | 0 | 0 | 1 | 0 | 1 | 0 | 0 | 0 | 1 | 0 | 1 | 2 |