

**Período de certificación:** B 2011-I (Junio 2011)  
**Academia:** Matemáticas

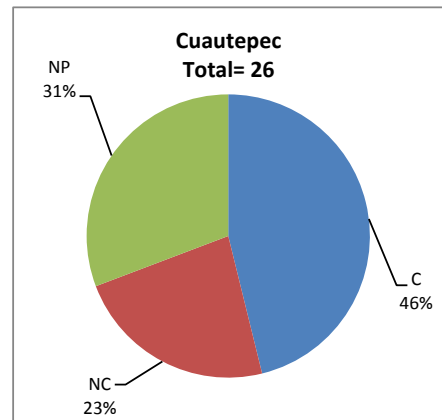
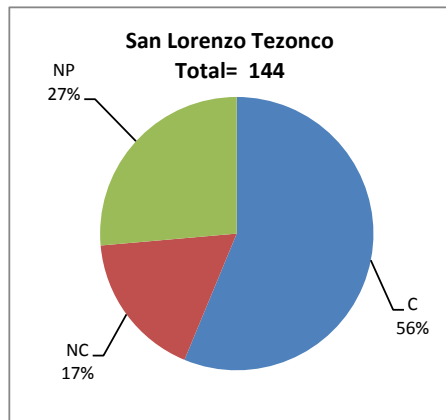
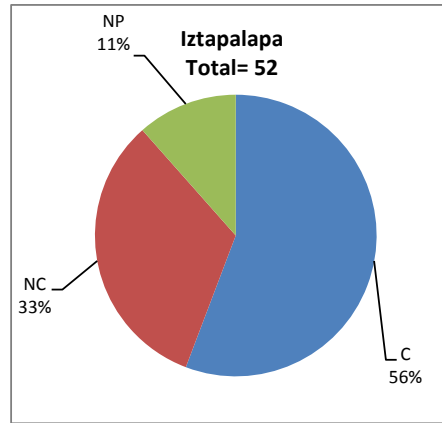
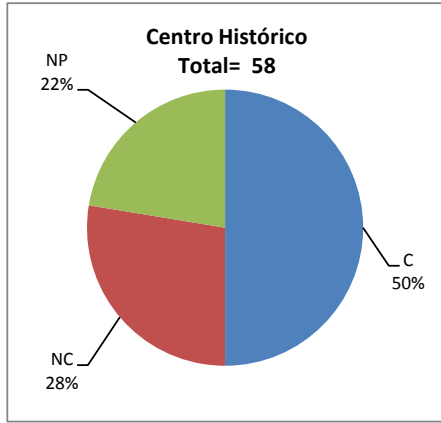
**Curso:** Álgebra y geometría analítica (Salud)  
**Colegio:** Ciencias y Humanidades

**Tabla 1. Resultados globales de los estudiantes inscritos a la certificación**

|                              |     |
|------------------------------|-----|
| <b>Total de estudiantes:</b> | 280 |
| <b>Turno matutino:</b>       | 192 |
| <b>Turno vespertino:</b>     | 88  |

| Plantel      | C          |           |            | NC        |           |           | NP        |           |           | Total      |
|--------------|------------|-----------|------------|-----------|-----------|-----------|-----------|-----------|-----------|------------|
|              | M          | V         | Sub total  | M         | V         | Sub total | M         | V         | Sub total |            |
| DV           |            |           |            |           |           |           |           |           |           |            |
| CH           | 16         | 13        | 29         | 9         | 7         | 16        | 11        | 2         | 13        | 58         |
| IZT          | 23         | 6         | 29         | 7         | 10        | 17        | 3         | 3         | 6         | 52         |
| SLT          | 56         | 25        | 81         | 18        | 7         | 25        | 23        | 15        | 38        | 144        |
| CUAUT        | 12         | 0         | 12         | 6         | 0         | 6         | 8         | 0         | 8         | 26         |
| <b>Total</b> | <b>107</b> | <b>44</b> | <b>151</b> | <b>40</b> | <b>24</b> | <b>64</b> | <b>45</b> | <b>20</b> | <b>65</b> | <b>280</b> |

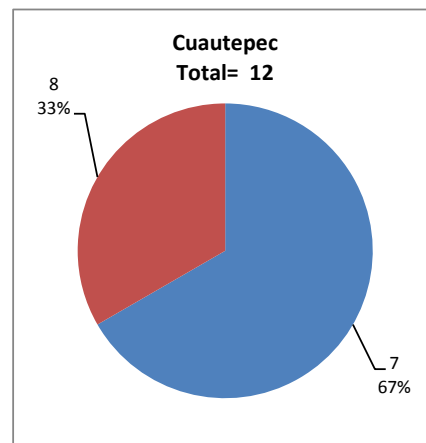
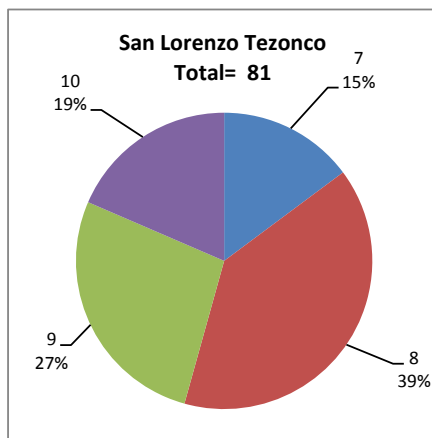
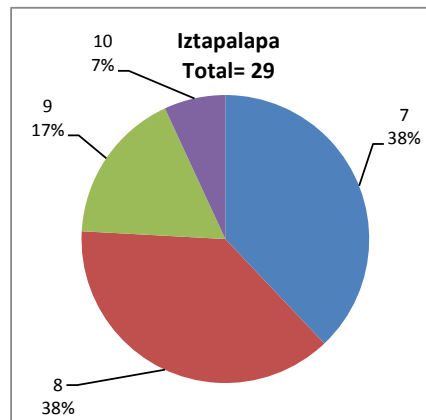
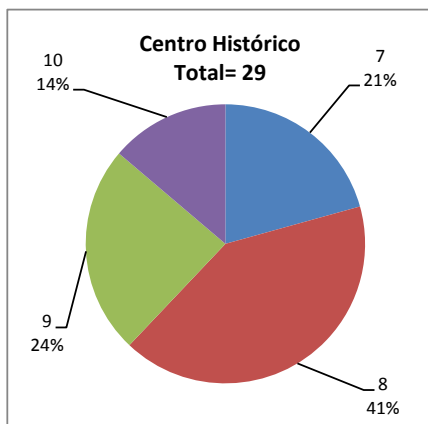
**C:** Obtuvieron la certificación, **NC:** No obtuvieron la certificación, **NP:** No se presentaron; **M:** Turno matutino, **V:** Turno vespertino  
**DV:** Del Valle, **CH:** Centro Histórico, **IZT:** Iztapalapa, **SLT:** San Lorenzo Tezonco, **CUAUT:** Cuauhtemoc



**Tabla 2. Resultados de los estudiantes que obtuvieron la certificación**

|                              |     |
|------------------------------|-----|
| <b>Total de estudiantes:</b> | 151 |
| <b>Turno matutino:</b>       | 107 |
| <b>Turno vespertino:</b>     | 44  |

| Plantel      | "7"       |          |           | "8"       |           |           | "9"       |           |           | "10"      |          |           | Total      |
|--------------|-----------|----------|-----------|-----------|-----------|-----------|-----------|-----------|-----------|-----------|----------|-----------|------------|
|              | M         | V        | Sub total | M         | V         | Sub total | M         | V         | Sub total | M         | V        | Sub total |            |
| DV           |           |          |           |           |           |           |           |           |           |           |          |           |            |
| CH           | 4         | 2        | 6         | 4         | 8         | 12        | 4         | 3         | 7         | 4         | 0        | 4         | 29         |
| IZT          | 10        | 1        | 11        | 9         | 2         | 11        | 4         | 1         | 5         | 0         | 2        | 2         | 29         |
| SLT          | 8         | 4        | 12        | 22        | 10        | 32        | 14        | 8         | 22        | 12        | 3        | 15        | 81         |
| CUAUT        | 8         | 0        | 8         | 4         | 0         | 4         | 0         | 0         | 0         | 0         | 0        | 0         | 12         |
| <b>Total</b> | <b>30</b> | <b>7</b> | <b>37</b> | <b>39</b> | <b>20</b> | <b>59</b> | <b>22</b> | <b>12</b> | <b>34</b> | <b>16</b> | <b>5</b> | <b>21</b> | <b>151</b> |



## DESGLOSE DE RESULTADOS

Este apartado tiene como objetivo incluir información más detallada sobre el Balance de Resultados, así como proporcionar mayores elementos de análisis a los profesores y academias.

La información que se adiciona es un comparativo de los resultados que obtuvieron los estudiantes en los siguientes casos:

- Estudiantes inscritos a la certificación y al curso en Registro Escolar (que se supone asistieron a clases); y
- Estudiantes inscritos solamente a la certificación

## ESTUDIANTES QUE SOLICITARON LA CERTIFICACIÓN

**Tabla 3. Datos generales de los estudiantes**

| Estudiantes inscritos |                          |           |                               |                         |
|-----------------------|--------------------------|-----------|-------------------------------|-------------------------|
| Plantel               | Total a la certificación | Al curso* | Al curso y a la certificación | Sólo a la certificación |
| DV                    |                          |           |                               |                         |
| CH                    | 58                       | 94        | 45                            | 13                      |
| IZT                   | 52                       | 67        | 39                            | 13                      |
| SLT                   | 144                      | 169       | 114                           | 30                      |
| CUAUT                 | 26                       | 57        | 25                            | 1                       |
| Total                 | 280                      | 387       | 223                           | 57                      |

\* Estudiantes inscritos al curso en Registro Escolar

**Tabla 4. Resultados de los estudiantes inscritos al curso y a la certificación**

| Plantel | C  |    |           | NC |    |           | NP |    |           | Total |
|---------|----|----|-----------|----|----|-----------|----|----|-----------|-------|
|         | M  | V  | Sub total | M  | V  | Sub total | M  | V  | Sub total |       |
| DV      |    |    |           |    |    |           |    |    |           |       |
| CH      | 12 | 11 | 23        | 7  | 5  | 12        | 8  | 2  | 10        | 45    |
| IZT     | 19 | 5  | 24        | 7  | 6  | 13        | 0  | 2  | 2         | 39    |
| SLT     | 46 | 23 | 69        | 10 | 5  | 15        | 16 | 14 | 30        | 114   |
| CUAUT   | 11 | 0  | 11        | 6  | 0  | 6         | 8  | 0  | 8         | 25    |
| Total   | 88 | 39 | 127       | 30 | 16 | 46        | 32 | 18 | 50        | 223   |

**Tabla 4.1 Resultados de los estudiantes que obtuvieron la certificación**

| Plantel | "7" |   |           | "8" |    |           | "9" |    |           | "10" |   |           | Total |
|---------|-----|---|-----------|-----|----|-----------|-----|----|-----------|------|---|-----------|-------|
|         | M   | V | Sub total | M   | V  | Sub total | M   | V  | Sub total | M    | V | Sub total |       |
| DV      |     |   |           |     |    |           |     |    |           |      |   |           |       |
| CH      | 3   | 1 | 4         | 3   | 7  | 10        | 3   | 3  | 6         | 3    | 0 | 3         | 23    |
| IZT     | 7   | 1 | 8         | 9   | 2  | 11        | 3   | 0  | 3         | 0    | 2 | 2         | 24    |
| SLT     | 7   | 2 | 9         | 19  | 10 | 29        | 9   | 8  | 17        | 11   | 3 | 14        | 69    |
| CUAUT   | 8   | 0 | 8         | 3   | 0  | 3         | 0   | 0  | 0         | 0    | 0 | 0         | 11    |
| Total   | 25  | 4 | 29        | 34  | 19 | 53        | 15  | 11 | 26        | 14   | 5 | 19        | 127   |

**Tabla 5. Resultados de los estudiantes inscritos sólo a la certificación**

| Plantel | C  |   |           | NC |   |           | NP |   |           | Total |
|---------|----|---|-----------|----|---|-----------|----|---|-----------|-------|
|         | M  | V | Sub total | M  | V | Sub total | M  | V | Sub total |       |
| DV      |    |   |           |    |   |           |    |   |           |       |
| CH      | 4  | 2 | 6         | 2  | 2 | 4         | 3  | 0 | 3         | 13    |
| IZT     | 4  | 1 | 5         | 0  | 4 | 4         | 3  | 1 | 4         | 13    |
| SLT     | 10 | 2 | 12        | 8  | 2 | 10        | 7  | 1 | 8         | 30    |
| CUAUT   | 1  | 0 | 1         | 0  | 0 | 0         | 0  | 0 | 0         | 1     |
| Total   | 19 | 5 | 24        | 10 | 8 | 18        | 13 | 2 | 15        | 57    |

**Tabla 5.1 Resultados de los estudiantes que obtuvieron la certificación**

| Plantel | "7" |   |           | "8" |   |           | "9" |   |           | "10" |   |           | Total |
|---------|-----|---|-----------|-----|---|-----------|-----|---|-----------|------|---|-----------|-------|
|         | M   | V | Sub total | M   | V | Sub total | M   | V | Sub total | M    | V | Sub total |       |
| DV      |     |   |           |     |   |           |     |   |           |      |   |           |       |
| CH      | 1   | 1 | 2         | 1   | 1 | 2         | 1   | 0 | 1         | 1    | 0 | 1         | 6     |
| IZT     | 3   | 0 | 3         | 0   | 0 | 0         | 1   | 1 | 2         | 0    | 0 | 0         | 5     |
| SLT     | 1   | 2 | 3         | 3   | 0 | 3         | 5   | 0 | 5         | 1    | 0 | 1         | 12    |
| CUAUT   | 0   | 0 | 0         | 1   | 0 | 1         | 0   | 0 | 0         | 0    | 0 | 0         | 1     |
| Total   | 5   | 3 | 8         | 5   | 1 | 6         | 7   | 1 | 8         | 2    | 0 | 2         | 24    |