

Coordinación de Certificación y Registro
 23 de Marzo de 2011

Período de certificación: B 2010-II (Diciembre 2010)
Academia: Filosofía e Historia de las Ideas

Curso: Taller de Tesis
Colegio: Humanidades y Ciencias Sociales

Tabla 1. Resultados globales de los estudiantes inscritos a la certificación

| | |
|------------------------------|----|
| Total de estudiantes: | 13 |
| Turno matutino: | 10 |
| Turno vespertino: | 3 |

| Plantel | C | | | NC | | | NP | | | Total |
|--------------|-----------|----------|-----------|----------|----------|-----------|----------|----------|-----------|-----------|
| | M | V | Sub total | M | V | Sub total | M | V | Sub total | |
| DV | 3 | 0 | 3 | 0 | 0 | 0 | 0 | 0 | 0 | 3 |
| CH | | | | | | | | | | |
| IZT | | | | | | | | | | |
| SLT | 7 | 2 | 9 | 0 | 0 | 0 | 0 | 1 | 1 | 10 |
| CUAUT | | | | | | | | | | |
| Total | 10 | 2 | 12 | 0 | 0 | 0 | 0 | 1 | 1 | 13 |

C: Obtuvieron la certificación, **NC:** No obtuvieron la certificación, **NP:** No se presentaron; **M:** Turno matutino, **V:** Turno vespertino
DV: Del Valle, **CH:** Centro Histórico, **IZT:** Iztapalapa, **SLT:** San Lorenzo Tezonco, **CUAUT:** Cuauhtemoc

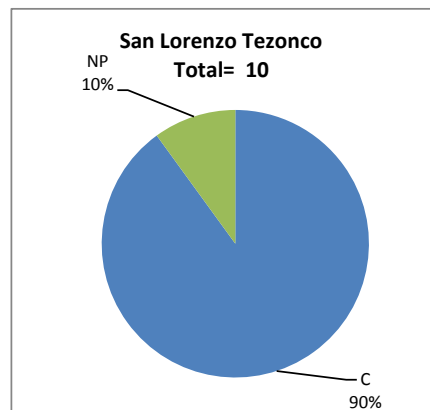
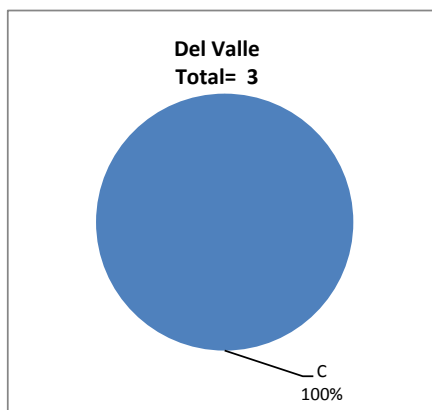
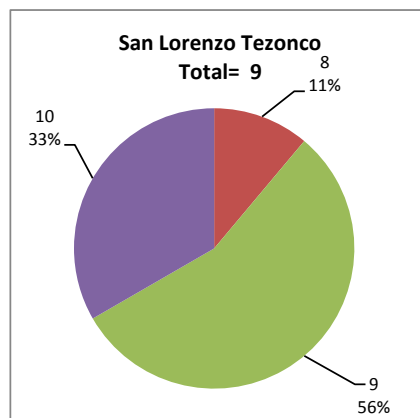
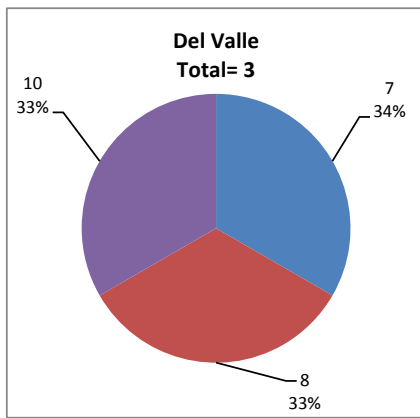


Tabla 2. Resultados de los estudiantes que obtuvieron la certificación

| | |
|------------------------------|----|
| Total de estudiantes: | 12 |
| Turno matutino: | 10 |
| Turno vespertino: | 2 |

| Plantel | "7" | | | "8" | | | "9" | | | "10" | | | Total |
|--------------|----------|----------|-----------|----------|----------|-----------|----------|----------|-----------|----------|----------|-----------|-----------|
| | M | V | Sub total | M | V | Sub total | M | V | Sub total | M | V | Sub total | |
| DV | 1 | 0 | 1 | 1 | 0 | 1 | 0 | 0 | 0 | 1 | 0 | 1 | 3 |
| CH | | | | | | | | | | | | | |
| IZT | | | | | | | | | | | | | |
| SLT | 0 | 0 | 0 | 1 | 0 | 1 | 3 | 2 | 5 | 3 | 0 | 3 | 9 |
| CUAUT | | | | | | | | | | | | | |
| Total | 1 | 0 | 1 | 2 | 0 | 2 | 3 | 2 | 5 | 4 | 0 | 4 | 12 |



DESGLOSE DE RESULTADOS

Este apartado tiene como objetivo incluir información más detallada sobre el Balance de Resultados, así como proporcionar mayores elementos de análisis a los profesores y academias.

La información que se adiciona es un comparativo de los resultados que obtuvieron los estudiantes en los siguientes casos:

- a) Estudiantes inscritos a la certificación y al curso en Registro Escolar (que se supone asistieron a clases); y
- b) Estudiantes inscritos solamente a la certificación

ESTUDIANTES QUE SOLICITARON LA CERTIFICACIÓN

Tabla 3. Datos generales de los estudiantes

| Plantel | Estudiantes inscritos | | | |
|--------------|--------------------------|-----------|-------------------------------|-------------------------|
| | Total a la certificación | Al curso* | Al curso y a la certificación | Sólo a la certificación |
| DV | 3 | 0 | 1 | 2 |
| CH | | | | |
| IZT | | | | |
| SLT | 10 | 21 | 7 | 3 |
| CUAUT | | | | |
| Total | 13 | 21 | 8 | 5 |

* Estudiantes inscritos al curso en Registro Escolar

Tabla 4. Resultados de los estudiantes inscritos al curso y a la certificación

| Plantel | C | | | NC | | | NP | | | Total |
|--------------|----------|----------|-----------|----------|----------|-----------|----------|----------|-----------|----------|
| | M | V | Sub total | M | V | Sub total | M | V | Sub total | |
| DV | 1 | 0 | 1 | 0 | 0 | 0 | 0 | 0 | 0 | 1 |
| CH | | | | | | | | | | |
| IZT | | | | | | | | | | |
| SLT | 5 | 2 | 7 | 0 | 0 | 0 | 0 | 0 | 0 | 7 |
| CUAUT | | | | | | | | | | |
| Total | 6 | 2 | 8 | 0 | 0 | 0 | 0 | 0 | 0 | 8 |

Tabla 4.1 Resultados de los estudiantes que obtuvieron la certificación

| Plantel | "7" | | | "8" | | | "9" | | | "10" | | | Total |
|--------------|----------|----------|-----------|----------|----------|-----------|----------|----------|-----------|----------|----------|-----------|----------|
| | M | V | Sub total | M | V | Sub total | M | V | Sub total | M | V | Sub total | |
| DV | 0 | 0 | 0 | 1 | 0 | 1 | 0 | 0 | 0 | 0 | 0 | 0 | 1 |
| CH | | | | | | | | | | | | | |
| IZT | | | | | | | | | | | | | |
| SLT | 0 | 0 | 0 | 0 | 0 | 0 | 3 | 2 | 5 | 2 | 0 | 2 | 7 |
| CUAUT | | | | | | | | | | | | | |
| Total | 0 | 0 | 0 | 1 | 0 | 1 | 3 | 2 | 5 | 2 | 0 | 2 | 8 |

Tabla 5. Resultados de los estudiantes inscritos sólo a la certificación

| Plantel | C | | | NC | | | NP | | | Total |
|--------------|----------|----------|-----------|----------|----------|-----------|----------|----------|-----------|----------|
| | M | V | Sub total | M | V | Sub total | M | V | Sub total | |
| DV | 2 | 0 | 2 | 0 | 0 | 0 | 0 | 0 | 0 | 2 |
| CH | | | | | | | | | | |
| IZT | | | | | | | | | | |
| SLT | 2 | 0 | 2 | 0 | 0 | 0 | 0 | 1 | 1 | 3 |
| CUAUT | | | | | | | | | | |
| Total | 4 | 0 | 4 | 0 | 0 | 0 | 0 | 1 | 1 | 5 |

Tabla 5.1 Resultados de los estudiantes que obtuvieron la certificación

| Plantel | "7" | | | "8" | | | "9" | | | "10" | | | Total |
|--------------|----------|----------|-----------|----------|----------|-----------|----------|----------|-----------|----------|----------|-----------|----------|
| | M | V | Sub total | M | V | Sub total | M | V | Sub total | M | V | Sub total | |
| DV | 1 | 0 | 1 | 0 | 0 | 0 | 0 | 0 | 0 | 1 | 0 | 1 | 2 |
| CH | | | | | | | | | | | | | |
| IZT | | | | | | | | | | | | | |
| SLT | 0 | 0 | 0 | 1 | 0 | 1 | 0 | 0 | 0 | 1 | 0 | 1 | 2 |
| CUAUT | | | | | | | | | | | | | |
| Total | 1 | 0 | 1 | 1 | 0 | 1 | 0 | 0 | 0 | 2 | 0 | 2 | 4 |