

**Período de certificación:** B 2010-II (Diciembre 2010)  
**Academia:** Biología

**Curso:** Célula I  
**Colegio:** Ciencias y Humanidades

**Tabla 1. Resultados globales de los estudiantes inscritos a la certificación**

|                              |     |
|------------------------------|-----|
| <b>Total de estudiantes:</b> | 267 |
| <b>Turno matutino:</b>       | 198 |
| <b>Turno vespertino:</b>     | 69  |

| Plantel      | C         |           |           | NC        |           |            | NP        |           |           | Total      |
|--------------|-----------|-----------|-----------|-----------|-----------|------------|-----------|-----------|-----------|------------|
|              | M         | V         | Sub total | M         | V         | Sub total  | M         | V         | Sub total |            |
| DV           |           |           |           |           |           |            |           |           |           |            |
| CH           | 13        | 10        | 23        | 12        | 6         | 18         | 6         | 4         | 10        | 51         |
| IZT          | 8         | 4         | 12        | 36        | 7         | 43         | 9         | 3         | 12        | 67         |
| SLT          | 31        | 10        | 41        | 19        | 16        | 35         | 18        | 9         | 27        | 103        |
| CUAUT        | 18        | 0         | 18        | 23        | 0         | 23         | 5         | 0         | 5         | 46         |
| <b>Total</b> | <b>70</b> | <b>24</b> | <b>94</b> | <b>90</b> | <b>29</b> | <b>119</b> | <b>38</b> | <b>16</b> | <b>54</b> | <b>267</b> |

**C:** Obtuvieron la certificación, **NC:** No obtuvieron la certificación, **NP:** No se presentaron; **M:** Turno matutino, **V:** Turno vespertino  
**DV:** Del Valle, **CH:** Centro Histórico, **IZT:** Iztapalapa, **SLT:** San Lorenzo Tezonco, **CUAUT:** Cuauhtepc

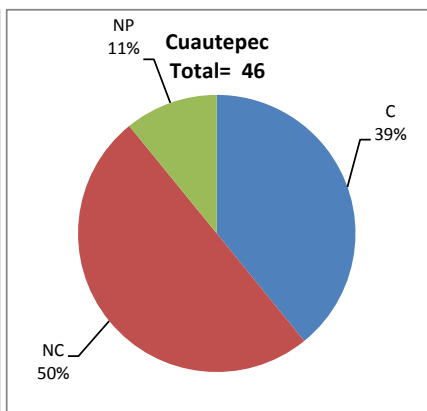
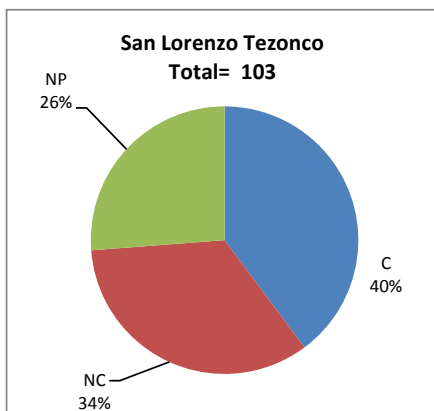
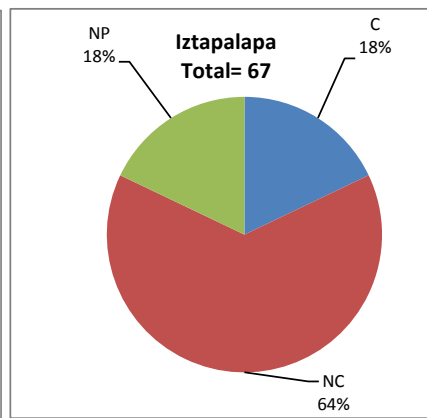
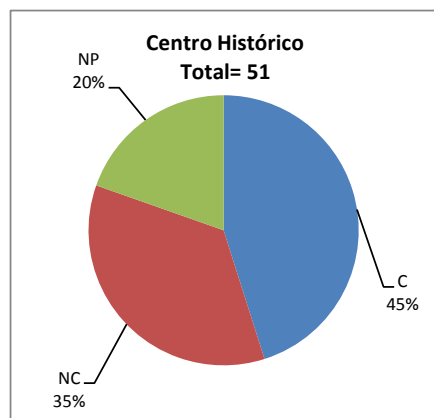
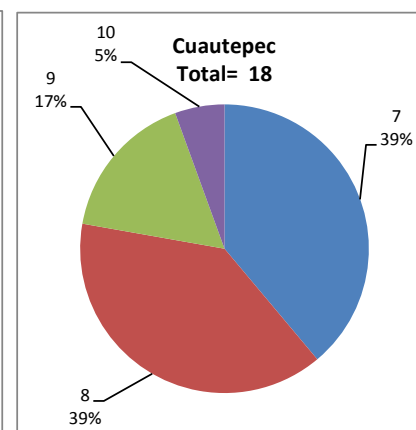
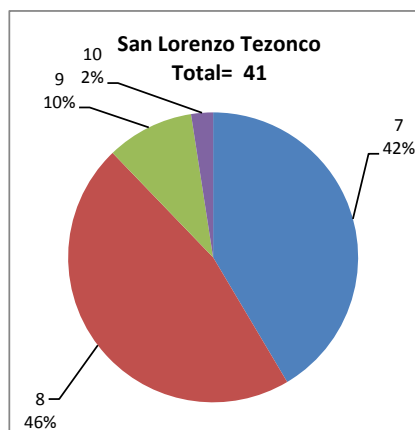
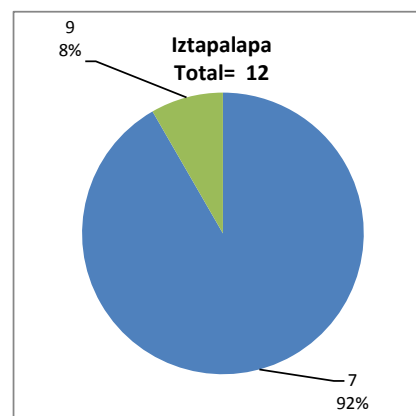
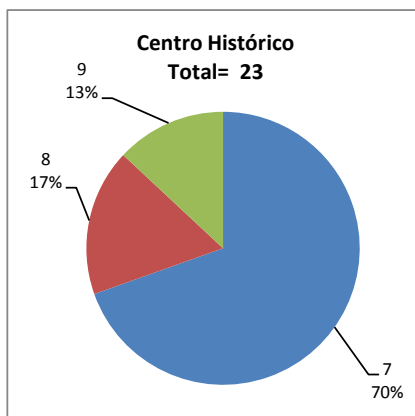


Tabla 2. Resultados de los estudiantes que obtuvieron la certificación

|                              |    |
|------------------------------|----|
| <b>Total de estudiantes:</b> | 94 |
| <b>Turno matutino:</b>       | 70 |
| <b>Turno vespertino:</b>     | 24 |

| Plantel      | "7"       |           |           | "8"       |          |           | "9"      |          |           | "10"     |          |           | Total     |
|--------------|-----------|-----------|-----------|-----------|----------|-----------|----------|----------|-----------|----------|----------|-----------|-----------|
|              | M         | V         | Sub total | M         | V        | Sub total | M        | V        | Sub total | M        | V        | Sub total |           |
| DV           |           |           |           |           |          |           |          |          |           |          |          |           |           |
| CH           | 9         | 7         | 16        | 4         | 0        | 4         | 0        | 3        | 3         | 0        | 0        | 0         | 23        |
| IZT          | 8         | 3         | 11        | 0         | 0        | 0         | 0        | 1        | 1         | 0        | 0        | 0         | 12        |
| SLT          | 10        | 7         | 17        | 16        | 3        | 19        | 4        | 0        | 4         | 1        | 0        | 1         | 41        |
| CUAUT        | 7         | 0         | 7         | 7         | 0        | 7         | 3        | 0        | 3         | 1        | 0        | 1         | 18        |
| <b>Total</b> | <b>34</b> | <b>17</b> | <b>51</b> | <b>27</b> | <b>3</b> | <b>30</b> | <b>7</b> | <b>4</b> | <b>11</b> | <b>2</b> | <b>0</b> | <b>2</b>  | <b>94</b> |



## DESGLOSE DE RESULTADOS

Este apartado tiene como objetivo incluir información más detallada sobre el Balance de Resultados, así como proporcionar mayores elementos de análisis a los profesores y academias.

La información que se adiciona es un comparativo de los resultados que obtuvieron los estudiantes en los siguientes casos:

- a) Estudiantes inscritos a la certificación y al curso en Registro Escolar (que se supone asistieron a clases); y
- b) Estudiantes inscritos solamente a la certificación

### ESTUDIANTES QUE SOLICITARON LA CERTIFICACIÓN

**Tabla 3. Datos generales de los estudiantes**

#### Estudiantes inscritos

| Plantel      | Total a la certificación | Al curso*  | Al curso y a la certificación | Sólo a la certificación |
|--------------|--------------------------|------------|-------------------------------|-------------------------|
| DV           |                          |            |                               |                         |
| CH           | 51                       | 59         | 39                            | 12                      |
| IZT          | 67                       | 78         | 54                            | 13                      |
| SLT          | 103                      | 142        | 78                            | 25                      |
| CUAUT        | 46                       | 50         | 35                            | 11                      |
| <b>Total</b> | <b>267</b>               | <b>329</b> | <b>206</b>                    | <b>61</b>               |

\* Estudiantes inscritos al curso en Registro Escolar

**Tabla 4. Resultados de los estudiantes inscritos al curso y a la certificación**

| Plantel      | C         |           |           | NC        |           |           | NP        |          |           | Total      |
|--------------|-----------|-----------|-----------|-----------|-----------|-----------|-----------|----------|-----------|------------|
|              | M         | V         | Sub total | M         | V         | Sub total | M         | V        | Sub total |            |
| DV           |           |           |           |           |           |           |           |          |           |            |
| CH           | 9         | 9         | 18        | 12        | 3         | 15        | 4         | 2        | 6         | 39         |
| IZT          | 7         | 3         | 10        | 27        | 7         | 34        | 7         | 3        | 10        | 54         |
| SLT          | 27        | 6         | 33        | 16        | 15        | 31        | 12        | 2        | 14        | 78         |
| CUAUT        | 12        | 0         | 12        | 19        | 0         | 19        | 4         | 0        | 4         | 35         |
| <b>Total</b> | <b>55</b> | <b>18</b> | <b>73</b> | <b>74</b> | <b>25</b> | <b>99</b> | <b>27</b> | <b>7</b> | <b>34</b> | <b>206</b> |

**Tabla 4.1 Resultados de los estudiantes que obtuvieron la certificación**

| Plantel      | "7"       |           |           | "8"       |          |           | "9"      |          |           | "10"     |          |           | Total     |
|--------------|-----------|-----------|-----------|-----------|----------|-----------|----------|----------|-----------|----------|----------|-----------|-----------|
|              | M         | V         | Sub total | M         | V        | Sub total | M        | V        | Sub total | M        | V        | Sub total |           |
| DV           |           |           |           |           |          |           |          |          |           |          |          |           |           |
| CH           | 7         | 6         | 13        | 2         | 0        | 2         | 0        | 3        | 3         | 0        | 0        | 0         | 18        |
| IZT          | 7         | 2         | 9         | 0         | 0        | 0         | 0        | 1        | 1         | 0        | 0        | 0         | 10        |
| SLT          | 8         | 5         | 13        | 14        | 1        | 15        | 4        | 0        | 4         | 1        | 0        | 1         | 33        |
| CUAUT        | 4         | 0         | 4         | 5         | 0        | 5         | 2        | 0        | 2         | 1        | 0        | 1         | 12        |
| <b>Total</b> | <b>26</b> | <b>13</b> | <b>39</b> | <b>21</b> | <b>1</b> | <b>22</b> | <b>6</b> | <b>4</b> | <b>10</b> | <b>2</b> | <b>0</b> | <b>2</b>  | <b>73</b> |

**Tabla 5. Resultados de los estudiantes inscritos sólo a la certificación**

| Plantel      | C         |          |           | NC        |          |           | NP        |          |           | Total     |
|--------------|-----------|----------|-----------|-----------|----------|-----------|-----------|----------|-----------|-----------|
|              | M         | V        | Sub total | M         | V        | Sub total | M         | V        | Sub total |           |
| DV           |           |          |           |           |          |           |           |          |           |           |
| CH           | 4         | 1        | 5         | 0         | 3        | 3         | 2         | 2        | 4         | 12        |
| IZT          | 1         | 1        | 2         | 9         | 0        | 9         | 2         | 0        | 2         | 13        |
| SLT          | 4         | 4        | 8         | 3         | 1        | 4         | 6         | 7        | 13        | 25        |
| CUAUT        | 6         | 0        | 6         | 4         | 0        | 4         | 1         | 0        | 1         | 11        |
| <b>Total</b> | <b>15</b> | <b>6</b> | <b>21</b> | <b>16</b> | <b>4</b> | <b>20</b> | <b>11</b> | <b>9</b> | <b>20</b> | <b>61</b> |

**Tabla 5.1 Resultados de los estudiantes que obtuvieron la certificación**

| Plantel      | "7"      |          |           | "8"      |          |           | "9"      |          |           | "10"     |          |           | Total     |
|--------------|----------|----------|-----------|----------|----------|-----------|----------|----------|-----------|----------|----------|-----------|-----------|
|              | M        | V        | Sub total | M        | V        | Sub total | M        | V        | Sub total | M        | V        | Sub total |           |
| DV           |          |          |           |          |          |           |          |          |           |          |          |           |           |
| CH           | 2        | 1        | 3         | 2        | 0        | 2         | 0        | 0        | 0         | 0        | 0        | 0         | 5         |
| IZT          | 1        | 1        | 2         | 0        | 0        | 0         | 0        | 0        | 0         | 0        | 0        | 0         | 2         |
| SLT          | 2        | 2        | 4         | 2        | 2        | 4         | 0        | 0        | 0         | 0        | 0        | 0         | 8         |
| CUAUT        | 3        | 0        | 3         | 2        | 0        | 2         | 1        | 0        | 1         | 0        | 0        | 0         | 6         |
| <b>Total</b> | <b>8</b> | <b>4</b> | <b>12</b> | <b>6</b> | <b>2</b> | <b>8</b>  | <b>1</b> | <b>0</b> | <b>1</b>  | <b>0</b> | <b>0</b> | <b>0</b>  | <b>21</b> |